TidePower

Power Solution for Your Better Tomorrow

50Hz Power Products

6kVA to 5625kVA

www.tidepower.uk

TidePower

Tide Power Technology Co., Ltd.

Tide Power / UK Tide Power / China

Production Base: Daventry, UK & Fuzhou, China,

Worldwide Office: Philippine, Vietnam, Malaysia, Australia, Côte d'ivoire, Colombia, Lebanon, Russia, Egypt, Istanbul

Enquiry:sales@tidepower.uk

Descriptions and specifications are substantially correct at time of printing and subject to change without notice.

V2022.03

Tide Power

www.tidepower.uk

Contents

Company Profile	01
Products Profile	02
Diesel Generator Set	06
Gas Power Solution	14
Hybrid Power Solution	16
Supersilent Gensets	18
Gensets Selector Sheets	24
Parts	39

Tide Power New Energy In the World

Tide Power Technology Co., Ltd.

Tide Power / UK • Tide Power / Hongkong • Tide Power / China

Our Service, Your Choice

Tide Power has been appointed as Original Equipment Manufacturer (OEM) by Lister Petter, MWM, Cummins, Perkins, Tide Power Deutz, Mitsubishi, Doosan, MTU, Kubota, FPT, Baudouin, etc.

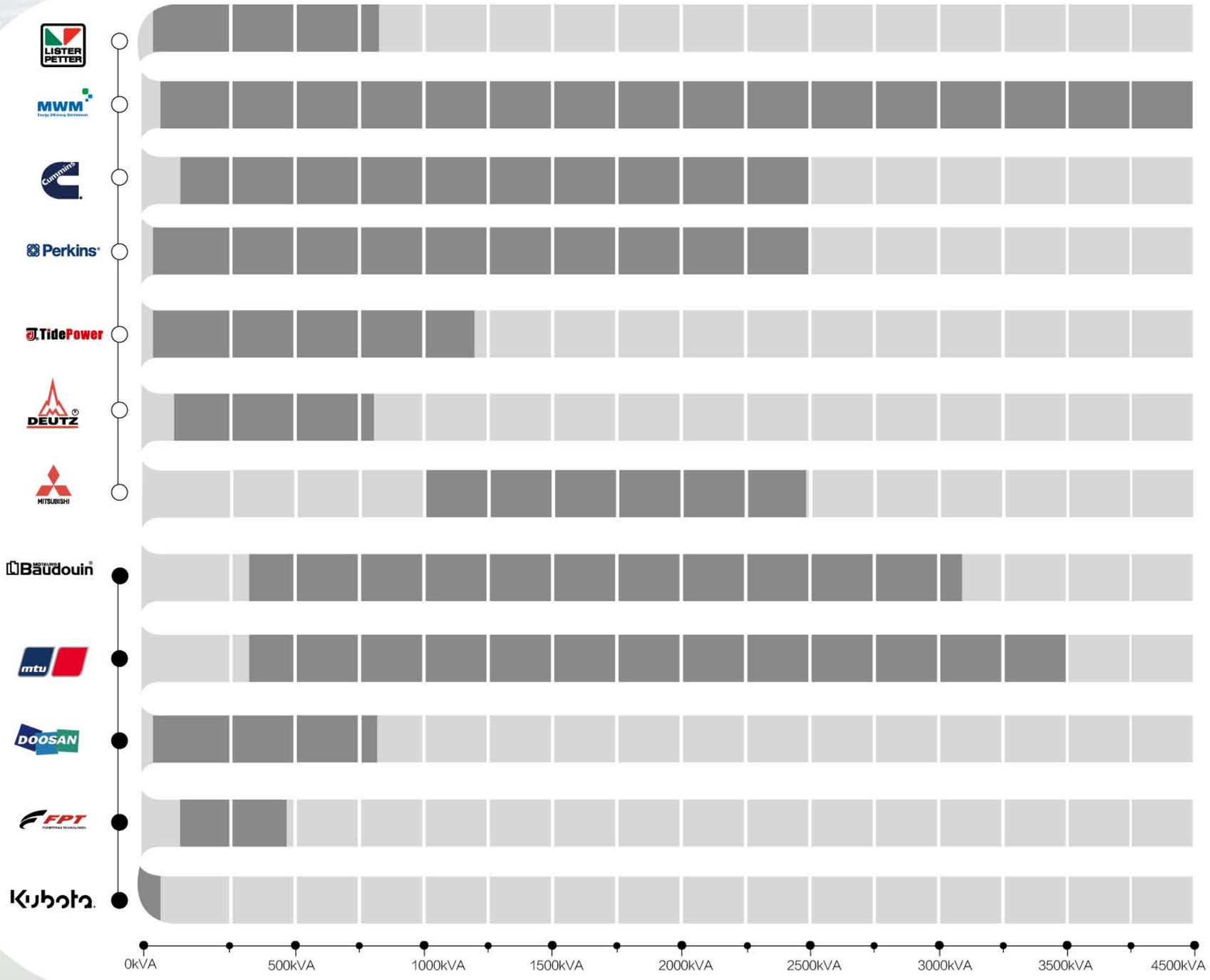

1 Fenova Series

The soundproof Generating set range offers a very large application target with powers ranging from 5- 650KVA at 50 and 60Hz. The new and sturdy design whether it is canopies or containerized enclosure are with maximum noise reduction which make it suitable for all construction sites and home backup power supply, both mobile and stationary. At all time we have kept in our inventory a largerange of accessories to answer any immediate need, for sales or after sales services. Our standard ComAp control panel with its stand alone cabinet is equipped with a large display screen, emergency button, ignition barrel and circuit breaker.Like every of our finished products, all the parts of the unit are subject to a stringent operating test involving over 30 checks prior to delivery.

2 Advantages

- Canopy can easily be lifted to become an open unit
- One canopy can be for multi genset models
- Powerful Engine
- Stable Performance
- Compact Structure
- Waterproof and Dustproof
- Noise Level 60—80 dBA@7m
- Ambient temperature: -5℃--50℃
- Compact structure
- Powerful Engine, Large Output Power;
- Excellent Cooling System
- Automatic Air-Bleeding
- Easy Operation;

Diesel Generator Fenova Series

3 Application

- Emergency standby Power
- Telecom
- Hospital
- Hotel
- Building
- Factory
- Construction

4 Fenova Details

Engine

Alternator

Controller

Radiator

Vibration isolator

Lifting lug

Mountin flange of vet-pipe

Starting battery

1 Hemera

Tide Power series serves as an additional selection from our current collection. This series not only carries most of the advantages that are compatible to our existing series but also with more human engineering type of configuration. It strongly emphasizes a more convenient way for normal maintenance and transportability. Because of the modular design, it does create a lower sound level when compare with the similar construction in the same line of products, not to mention the ease of agility and operation. The sturdy design outlook not just gives you the impression of a solid state of protective construction, it does really appeals and well accepted by most of the users.

2 Advantages

- Robustness, Durable and Long-life
- Modular Design
- Flexible
- Lower Noise Level
- Sturdy and Appealing
- Easy Transportability
- Easy Operation
- Easy Maintenance

Hemera Series

3 Application

- Building
- Hospital
- Oil field
- Outside Construction
- Train station
- Banks
- Mining
- Power generation
- Telecommunication
- Military



1 Advantage

Robustness, Durable And Long-life

The rental series of Tide Power provides solutions adapted to the needs of the rental sector.It is our industry experience that enables us in providing custom made solution in meeting every demand.

Our rental series covers ratings from 65 - 1375kVA which emphasis in safety, reliability, quality and usability which at the same time can reduce the number of maintenance hours and extending the service life of each generator set.

Enclosure Generator 65~910kVA

Containerized Power Box 1000~1375kVA

Our Service
Your Choice

Rental Power Solution

1 Advantage

The fuel tank by Tide Power whether it is bunded or single layer is constructed to Australian standard that can fit into all industry which requires external fuel tank especially for the mining industry. With all the standard and optional features, it is no doubt that there is always one model that can be of your choice.

Fuel Tank Solution

2 Tank Standard Features

- In accordance with Australian standard AS1940/AS1692
- Standard steel plate
- Can be double decked
- 5 Years structural guarantee
- Pressure tested inner tank
- Removable inner fuel tank
- Bunded fuel tank painted with anti corrosive marine paint
- All the external bolts are using stainless steel 304
- The outer tank can hold 110% of the inner tank's capacity
- With analogue fuel gauge
- Emergency breather
- 3" intelligent fuel refilling port with fuel hose and lock + dust filter cover
- With 2 x 1.5" and 2 x 2" air suction port
- With 4 x 1.5" fuel return port
- Labeling
- Suitable for the storage of diesel, petrol, waste oil, lubricants and all other liquid form
- With fully certified lifting lugs and forklift pockets
- Pumps, connection and hoses are housed and can be locked with in the bund even in operation
- Lockable hatch
- Inner baffle plates for safety transport.

Quality Safety, 5 Years Structural Guarantee

1 Applications

- Lower operating cost (relative to pure diesel generator)
- Containerized, easy transportation, convenient installation
- Rating management
- Intelligent operation
- Control start/stop operation of diesel generator set
- Intelligent recharging
- Carbon indicator
- Compatible for solar panel and city grid connection
- Quick in response, prolong life span
- Cost effective
- Environmental friendly
- Energy saving and lower carbon emission
- With CAN, RS485 and Ethernet connecting port, local and remote control management



MWM 3016 SERIES OEM GAS GESNET

Tide Power & MWM
Gas Power Solution

2 Gas Power Solution

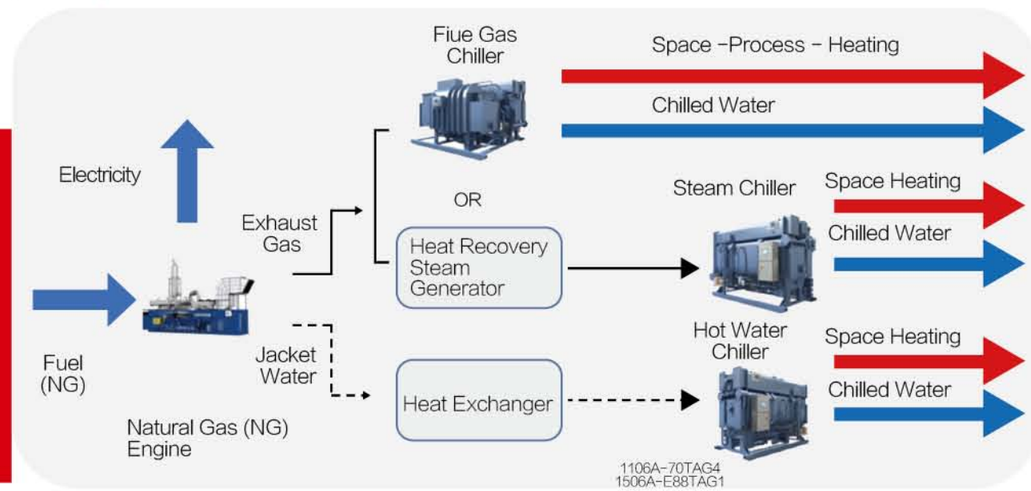

1 Hybrid Series

Tide Power Technology is one of the world's leading suppliers of gas generators with cogeneration system. With more than 10 years practice and experience in manufacturing of gas generator set and high efficient CHP plants, Tide Power provides you more options for clean energy solution. Our gas generator sets power range from 5-4500kWe and run on a variety of gases as follows:

Natural Gas
Sewage Methane
Biogas
Combustible industrial waste gas
Landfill Gas
Syngas
Coal seam Gas
Shale gas
Oil Field Gas
Mashgas

Application

- High Safety
- High Durability
- High Reliability
- High Efficiency
- Human-based Design

Hybrid Power Solution

2 Hybrid Power Solution

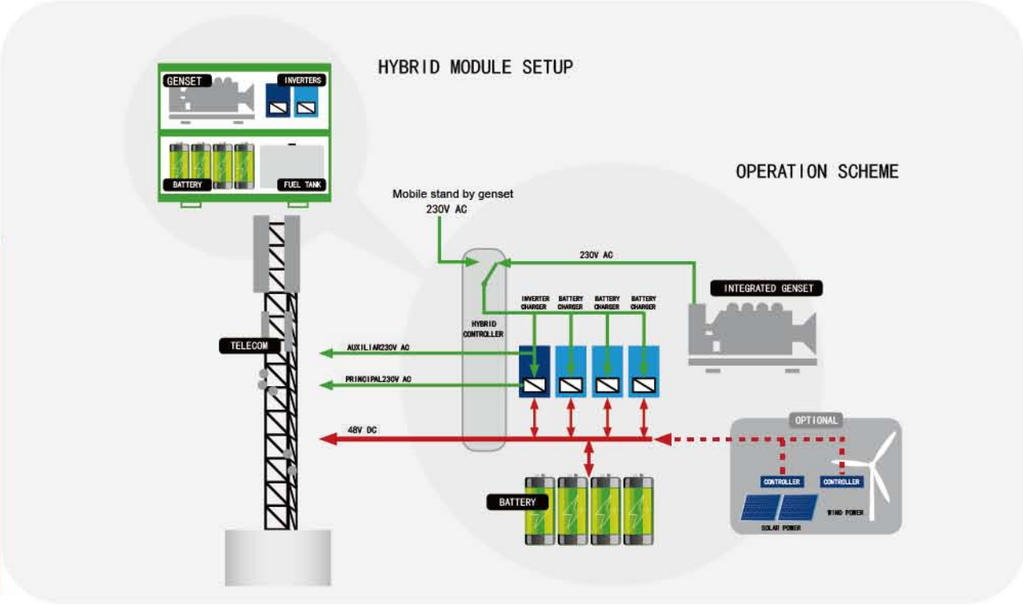

EASY OF OPERATION

Our product philosophy: manufacture meticulously, improve continually and blaze new trails constantly.

Learn more...

Supersilent Gensets

1 Supersilent Generators

Average@1m 67dB(A), Average@7m 59dB(A)

59 79LWA dB(A)

SUPER SILENT GENERATOR SET

2 SC Series Unit Configuration

50Hz				60Hz				Engine			Control Panel
Genset Model	Prime Power		Noise level @7m	Genset Model	Prime Power		Noise level @7m	Engine Model	Aspiration & Cylinders	Fuel Consumpion	
	kW	kVA	dBA		kW	kVA	dBA			g/kw.h	
SC20-P	16	20	59	SC24X-P	19	24	62	404D-22G	4L/NA	233	ComAp Nano
SC60-P	48	60	61	SC68X-P	55	68	63	1103A-33TG2	3L/TC	218	ComAp AMF20
SC100-P	80	100	62	SC112X-P	90	112	63	1104C-44TAG2	4L/TCA	218	ComAp AMF20
SC150-P	120	150	63	SC169X-P	135	169	66	1106A-70TAG2	6L/TCA	205	ComAp AMF20
SC200-P	160	200	64	SC245X-P	196	245	67		6L/TCA	199	ComAp AMF25

EASY OF OPERATION

Medium & High-Voltage Power System Power solution being the prime focus of Tide Power's strategy and development, manufacturing of High Voltage generator set forms an integral part of our main line of business.

Learn more...

HV Generator Set

1 HV Generator Set

Medium & High-Voltage Power System

Power solution being the prime focus of Tide Power's strategy and development, manufacturing of High Voltage generator set forms an integral part of our main line of business. With rapid demand from data centre industry and those require huge capacity in their operation, HV generator is seen as a niche equipment in bringing more reliability and stability of providing the needed power.

HV Generator Set Work Process

Control Panel → HV Generator Set → HV Switch Board → Load Transmission

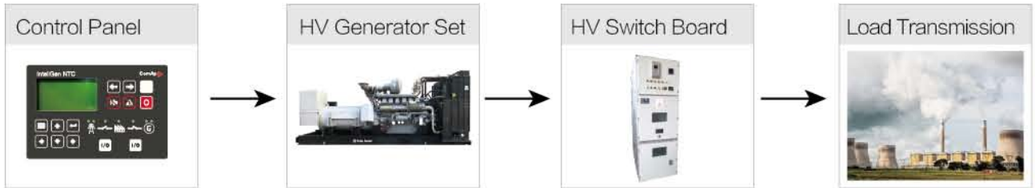

Greater Flexibility;

Providing higher output power;

Can be located at longer distance from loading source;

The reduction of power lost is at the minimal with no overheating in transmission.

2 Mobile Generating Sets

Please consult our sales department for relevant specifications and pictures

ATS Selector

Trailer Type	Configuration
Running Speed <80(Km/h)	Including reflector, rubber sealing plug, outrigger, fender, block and fixed bolt
Running Speed<30(Km/h)	Including taillight, taillight connector, taillight wiring harness and outrigger

1 Metal Halide Manual Mast (Horizontal Or Vertical) 4 x 1000 W

LMH8X-J(L)

FUEL TANK CAPACITY	RUNTIME	OPERATION	LUMEN
120L	50 HOURS	IN EXTREME ENVIRONMENT	110,000 Lm X4
STANDARD FEATURE	**LAMP DURABILITY / LIFE EXPECTANCY**	**FUEL CONSUMPTION**	**LIGHT COVERAGE**
Manual vertical mast	Metal Halide 10,000 Hrs	2.4L/h	4000m² Illumination Coverage

2 LED Manual Mast (Vertical) 4 x 350 W

LML2.5-J & LML2.7X-J

FUEL TANK CAPACITY	RUNTIME	OPERATION	LUMEN
120L	160 HOURS	IN EXTREME ENVIRONMENT	45,500 Lm X4
STANDARD FEATURE	**LAMP DURABILITY / LIFE EXPECTANCY**	**FUEL CONSUMPTION**	**LIGHT COVERAGE**
Manual vertical mast	LED 50,000 Hrs	0.75L/h	5000m² Illumination Coverage

3 LED Hydraulic Mast (Vertical) 6 x 400 W

LML2.4-J(L)

FUEL TANK CAPACITY	RUNTIME	OPERATION	LUMEN
120L	143 HOURS	IN EXTREME ENVIRONMENT	45,500 Lm X6
STANDARD FEATURE	**LAMP DURABILITY / LIFE EXPECTANCY**	**FUEL CONSUMPTION**	**LIGHT COVERAGE**
Hydraulic vertical mast	LED 50,000 Hrs	0.83L/h	5000m² Illumination Coverage

4 Solar Lighting Tower (Vertical) 4 x 100 W

LM104LD-S

GEL BATTERY ENERGY STORAGE BATTERY	RUNTIME	OPERATION	LUMEN
200Ah X4	24 HOURS	IN EXTREME ENVIRONMENT	16,000 Lm X4
STANDARD FEATURE	**LAMP DURABILITY / LIFE EXPECTANCY**	**SOLAR PANEL GREEN ENERGY**	**LIGHT COVERAGE**
Manual vertical mast	LED 50,000 Hrs	380W X5	1464m² Illumination Coverage

EASY OF OPERATION

Concise appearance, firm structure, good seismic performance, strong corrosion resistance, stainless steel fasteners

Lighting Tower Feature

- Soundproof generating set
- Water tight panel for control protection
- Double safety lock for the mast for transportation
- Lock or unlock of the mast when it is needed
- Manual control of the mast
- External filling of the fuel tank
- Emergency stop
- Wide accesses for maintenance
- 4 stabilizers
- Exhaust pipe
- Two wheel trailer
- Plastic fuel tank

Lighting Tower

POWER RANGE: FROM 5 TO 825 KVA							OPEN SET					
PRP kW	PRP kVA	ESP kW	ESP kVA	ENGINE	REG.	CONTROL PANEL	MODEL	A	B	EMISSION	L*W*H mm	WEIGHT Kg
4.7	5.9	5.2	6.6	TR1G1500FS	1L/Air	EC 3.0	FB5.9-LP	84L	1.5	N/A	1000*630*992	331
9.5	11.8	10.4	13.0	TR2G1500FS	2L/Air	EC 3.0	FB11.8-LP	84L	3.1	N/A	1360*630*992	393
14.4	18.1	15.9	19.9	TR3G1500FS	3L/Air	EC 3.0	FB18.1-LP	84L	4.6	N/A	1360*630*992	543
6.0	7.5	6.6	8.3	LPW2G1500FS	2L/Air	EC 3.0	FB7.5-LP	92L	2.0	N/A	1566*630*1080	441
6.9	8.7	7.6	9.5	LPWX2G1500FS	2L/NA	EC 3.0	FB8.7-LP	92L	2.3	N/A	1566*630*1080	441
9.3	11.6	10.2	12.8	LPW3G1500FS	3L/NA	EC 3.0	FB11.6-LP	92L	3.2	N/A	1566*630*1080	462
10.6	13.3	11.7	14.6	LPWX3G1500FS	3L/NA	EC 3.0	FB13.3-LP	92L	3.7	N/A	1566*630*1080	462
12.4	15.6	13.7	17.2	LPW4G1500FS	4L/NA	EC 3.0	FB15.6-LP	92L	4.1	N/A	1566*630*1080	607
14.1	17.6	15.5	19.3	LPWX4G1500FS	4L/NA	EC 3.0	FB17.6-LP1	92L	5.1	N/A	1566*630*1080	612
15.8	19.8	17.4	21.8	LPWT4G1500FS	4L/TC	EC 3.0	FB19.8-LP	92L	4.7	N/A	1566*630*1080	617
10	12	11	13	LP316G1	3L/NA	EC 3.0	FB12-LP	84L	4.0	Stage II	1360*630*992	384
12	15	13	17	LP422G1	4L/NA	EC 3.0	FB15-LP	84L	5.2	Stage II	1360*630*992	428
20	25	22	28	LP428G1	4L/NA	EC 3.0	FB25-LP	92L	6.9	Stage II	1566*630*989	565
24	30	26	33	LP428G2	4L/TC	EC 3.0	FB30-LP	92L	8.0	Stage II	1566*630*989	618
30	38	33	41	LP428G3	4L/TCW	EC 3.0	FB38-LP	92L	10.0	Stage II	1566*630*989	618
36	45	40	50	LP428G4	4L/TCW	EC 3.0	FB45-LP	92L	12.1	Stage II	1566*630*1080	638
44	55	48	61	LP443G1	4L/TC	EC 4.0	FB55-LP	181L	15.1	Stage II	1795*815*1265	880
52	65	57	72	LP443G2	4L/TC	EC 4.0	FB65-LP	181L	15.1	Stage II	1795*815*1265	960
66	83	73	91	LP443G3	4L/TC	EC 4.0	FB83-LP	181L	19.5	Stage II	1795*815*1265	960
80	100	88	110	LP443G4	4L/TCA	EC 4.0	FB100-LP	187L	22.3	Stage II	1870*815*1376	1055
90	113	99	124	LP443G5	4L/TCA	EC 4.0	FB113-LP	187L	25.0	Stage II	1966*815*1376	1128
100	125	110	138	LP443G6	4L/TCA	EC 4.0	FB125-LP	187L	28.3	Stage II	1966*815*1376	1128
110	138	121	151	LP665G1	6L/TCA	EC 4.0	FB138-LP	280L	30.5	Stage II	2230*880*1425	1331
120	150	132	165	LP665G2	6L/TCA	EC 4.0	FB150-LP	280L	33.1	Stage II	2270*880*1425	1396
150	188	165	206	LP665G3	6L/TCA	EC 4.0	FB188-LP	301L	39.7	Stage II	2360*880*1515	1554
165	206	182	227	LP689G1	6L/TCA	EC 4.0	FB206-LP	467L	44.1	Stage II	2605*880*1682	1764
180	225	198	248	LP689G2	6L/TCA	EC 4.0	FB225-LP	467L	49.6	Stage II	2605*880*1728	2131
200	250	220	275	LP689G3	6L/TCA	EC 4.0	FB250-LP	467L	55.1	Stage II	2605*880*1728	2131
224	280	246	308	LP612G1	6L/TCA	EC 4.0	FB280-LP	800L	58.8	Stage II	3050*1180*1815	2657
260	325	286	358	LP612G2	6L/TCA	EC 4.0	FB325-LP	800L	72.9	Stage II	3050*1180*1815	2657
280	350	308	385	LP612G3	6L/TCA	EC 4.0	FB350-LP	800L	72.9	Stage II	3050*1180*1815	2657
300	375	330	413	LP613G1	6L/TCA	EC 4.0	FB375-LP	800L	88.0	Stage II	3100*1180*1815	2745
320	400	352	440	LP613G2	6L/TCA	EC 4.0	FB400-LP	800L	84.8	Stage II	3100*1180*1815	2745

PRP: Prime Power; ESP: Standby Power; N/A: None; NA: Naturally aspirated; TC: Turbocharged; TCW: Water-cooled Turbocharged; TCA: Turbocharged and air-air aftercooled
A: BASE FUEL TANK CAPACITY LIT. B: FUEL CONS. 100% LOAD L/H

FENOVA SERIES					
MODEL	A	B	L*W*H mm	WEIGHT Kg	dBA@7m
FC5.9-LP	84L	1.5	1500*930*1120	539	≤65
FC11.8-LP	84L	3.1	2000*930*1120	656	≤65
FC18.1-LP	84L	4.6	2000*930*1120	806	≤65
FC7.5-LP	92L	2.0	2250*930*1350	753	≤65
FC8.7-LP	92L	2.3	2250*930*1350	753	≤65
FC11.6-LP	92L	3.2	2250*930*1350	774	≤65
FC13.3-LP	92L	3.7	2250*930*1350	774	≤65
FC15.6-LP	92L	4.1	2250*930*1350	919	≤65
FC17.6-LP1	92L	5.1	2250*930*1350	924	≤65
FC19.8-LP	92L	4.7	2250*930*1350	929	≤65
FC12-LP	84L	4.0	2000*930*1120	647	≤65
FC15-LP	84L	5.2	2000*930*1120	691	≤65
FC25-LP	92L	6.9	2250*930*1200	877	≤65
FC30-LP	92L	8.0	2250*930*1200	930	≤65
FC38-LP	92L	10.0	2250*930*1200	930	≤65
FC45-LP	92L	12.1	2250*930*1300	950	≤65
FC55-LP	181L	15.1	2532*1050*1502	1261	≤65
FC65-LP	181L	15.1	2532*1050*1502	1341	≤65
FC83-LP	181L	19.5	2532*1050*1502	1341	≤65
FC100-LP	187L	22.3	2732*1050*1550	1480	≤70
FC113-LP	187L	25.0	2732*1050*1550	1553	≤70
FC125-LP	187L	28.3	2732*1050*1550	1553	≤70
FC138-LP	280L	30.5	3150*1100*1650	1862	≤70
FC150-LP	280L	33.1	3150*1100*1650	1927	≤70
FC188-LP	301L	39.7	3500*1100*1750	2118	≤70
FC206-LP	467L	44.1	3850*1100*2000	2422	≤72
FC225-LP	467L	49.6	3850*1100*2000	2789	≤72
FC250-LP	467L	55.1	3850*1100*2000	2789	≤72
FC280-LP	800L	58.8	4200*1400*2100	3397	≤78
FC325-LP	800L	72.9	4200*1400*2100	3397	≤78
FC350-LP	800L	72.9	4200*1400*2100	3397	≤78
FC375-LP	800L	88.0	4200*1400*2100	3485	≤78
FC400-LP	800L	84.8	4200*1400*2100	3485	≤78

PRP: Prime Power; ESP: Standby Power; N/A: None; NA: Naturally aspirated; TC: Turbocharged; TCW: Water-cooled Turbocharged; TCA: Turbocharged and air-air aftercooled
A: BASE FUEL TANK CAPACITY LIT. B: FUEL CONS. 100% LOAD L/H

POWER RANGE: FROM 16 TO 1650 KVA							OPEN SET					
PRP kW	PRP kVA	ESP kW	ESP kVA	ENGINE	REG.	CONTROL PANEL	MODEL	A	B	EMISSION	L*W*H mm	WEIGHT Kg
16	20	18	22	4B3.9-G11	4L/NA	EC 2.0	FB-20C	70	5.7	N/A	1650*700*1350	530
22	27	24	30	4B3.9-G1	4L/NA	EC 2.0	FB27-C1	90	7.1	N/A	1650*700*1350	560
22	27	24	30	4B3.9-G2	4L/NA	EC 2.0	FB27-C2	80	6.7	N/A	1650*700*1350	560
24	30	26	33	4B3.9-G12	4L/NA	EC 2.0	FB30-C	90	7.4	N/A	1650*700*1350	600
32	40	36	45	4BT3.9-G1	4L/NA	EC 2.0	FB40-C1	120	10	N/A	1700*750*1350	660
32	40	36	45	4BT3.9-G2	4L/TC	EC 2.0	FB40-C2	110	9.3	N/A	1700*750*1350	660
45	56	50	63	4BTA3.9-G2/1	4L/TCW	EC 2.0	FB56-C	150	12.9	N/A	1700*750*1350	720
52	65	56	70	4BTA3.9-G2/1	4L/TCW	EC 2.0	FB65-C	180	15	N/A	1700*750*1350	720
64	80	70	88	4BTA3.9-G3/11	4L/TCW	EC 2.0	FB80-C1	140	17.6	N/A	1700*750*1350	720
80	100	88	110	6BT5.9-G1	6L/TC	EC 3.0	FB100-C1	170	21.7	N/A	2100*800*1450	820
80	100	88	110	6BT5.9-G2	6L/TC	EC 3.0	FB100-C2	180	22.3	N/A	2100*800*1450	820
84	105	92	115	6BT5.9-G2/1	6L/TC	EC 3.0	FB105-C	190	24.2	N/A	2100*800*1450	820
100	125	110	138	6BTA5.9-G2	6L/TCW	EC 3.0	FB125-C1	220	27	N/A	2200*850*1450	900
108	135	120	150	6BTAA5.9-G2	6L/TCA	EC 3.0	FB135-C	240	30	N/A	2250*850*1450	1000
120	150	132	165	6BTAA5.9-G12	6L/TCA	EC 3.0	FB150-C1	270	34	N/A	2250*850*1450	1000
144	180	160	200	6CTA8.3-G1	6L/TCW	EC 3.0	FB180-C1	340	42	N/A	2400*880*1550	1400
144	180	160	200	6CTA8.3-G2	6L/TCW	EC 3.0	FB180-C2	340	42	N/A	2400*880*1550	1400
160	200	176	220	6CTAA8.3-G2	6L/TCA	EC 3.0	FB200-C1	360	45	N/A	2500*1000*1600	1450
200	250	220	275	6LTAA8.9-G2/G3	6L/TCA	EC 3.0	FB250-C1	420	53	N/A	2550*1000*1670	1600
216	270	240	300	6LTAA9.5-G3	6L/TCA	EC 3.0	FB270-C	460	58	N/A	2850*1110*1771	2350
256	320	280	350	6LTAA9.5-G1	6L/TCA	EC 3.0	FB320-C	560	70	N/A	2850*1110*1771	2350
310	388	340	425	6ZTAA13-G3	6L/TCA	EC 3.0	FB388-C	610	76.5	N/A	3100*1250*1800	3300
350	438	380	475	6ZTAA13-G2	6L/TCA	EC 3.0	FB438-C1	710	89.1	N/A	3100*1300*2100	3850
360	450	390	488	6ZTAA13-G4	6L/TCA	EC 3.0	FB450-C1	730	91.4	N/A	3100*1300*2100	3850
250	313	275	344	QSM11-G2	6L/TCA	EC 4.0	FB313-C3	550	69	China2	2900*1100*1700	3000
48	60	53	66	QSB3.9-G2	4L/TCA	EC 2.0	FB60-C	220	18	China3	1750*750*1350	720
64	80	70	88	QSB3.9-G3	4L/TCA	EC 2.0	FB80-C2	240	20	China3	1750*750*1350	720
80	100	88	110	QSB5.9-G2	6L/TCA	EC 4.0	FB100-C3	210	26	China3	2200*800*1450	900
100	125	110	138	QSB5.9-G3	6L/TCA	EC 4.0	FB125-C2	250	31	China3	2200*800*1450	900
120	150	132	165	QSB6.7-G3	6L/TCA	EC 4.0	FB150-C2	300	38	China3	2400*880*1550	1400
144	180	160	200	QSB6.7-G4	6L/TCA	EC 4.0	FB180-C3	340	43	China3	2400*880*1550	1400
160	200	176	220	QSL8.9-G2	6L/TCA	EC 4.0	FB200-C2	440	55	China3	2550*1000*1670	1600
180	225	200	250	QSL8.9-G3	6L/TCA	EC 4.0	FB225-C	460	57	China3	2550*1000*1670	1600
200	250	220	275	QSL8.9-G4	6L/TCA	EC 4.0	FB250-C4	480	60	China3	2550*1000*1670	1600
288	360	320	400	QSZ13-G6	6L/TCA	EC 4.0	FB360-C	650	81.6	Stage 3A	3000*1360*2000	3600
320	400	360	450	QSZ13-G7	6L/TCA	EC 4.0	FB400-C2	710	89.2	Stage 3A	3000*1360*2000	3600
350	438	375	468	QSZ13-G2	6L/TCA	EC 4.0	FB438-C2	710	88.8	N/A	3000*1360*2000	3600
360	450	400	500	QSZ13-G5	6L/TCA	EC 4.0	FB450-C3	750	93.2	Stage 2	3100*1360*2000	3900
380	475	400	500	QSZ13-G3	6L/TCA	EC 4.0	FB438-C3	810	101	N/A	3100*1360*2000	3900
400	500	440	550	QSZ13-G10	6L/TCA	EC 3.0	FB500-C	850	104	N/A	3300*1370*2100	3450

PRP: Prime Power; ESP: Standby Power; N/A: None; NA: Naturally aspirated; TC: Turbocharged; TCW: Water-cooled Turbocharged; TCA: Turbocharged and air-air aftercooled
A: BASE FUEL TANK CAPACITY LIT. B: FUEL CONS. 100% LOAD L/H

FENOVA SERIES						H SERIES				
MODEL	A	B	L*W*H mm	WEIGHT Kg	dBA@7m	MODEL	A	B	L*W*H mm	WEIGHT Kg
FC-20C	103	5.7	2477*1100*1230	1010	≤67	HC-20C	130	5.7	2577*1100*1330	1111
N/A	N/A	N/A	N/A	N/A	N/A	N/A	N/A	N/A	N/A	N/A
FC27-C2	103	6.7	2477*1100*1230	1010	≤67	HC27-C	130	6.7	2577*1100*1330	1111
FC30-C	103	7.4	2477*1100*1230	1010	≤67	HC30-C	130	7.4	2577*1100*1330	1111
N/A	N/A	N/A	N/A	N/A	N/A	N/A	N/A	N/A	N/A	N/A
FC40-C2	106	9.3	2577*1100*1232	1105	≤68	HC40-C	137	9.3	2677*1100*1332	1216
FC56-C	212	12.9	2727*1150*1430	1340	≤69	HC56-C	318	12.9	2827*1150*1530	1474
FC65-C	212	15	2727*1150*1430	1340	≤69	HC65-C	318	15	2827*1150*1530	1474
FC80-C1	212	17.6	2727*1150*1430	1340	≤69	HC80-C1	325	17.6	2827*1150*1530	1474
N/A	N/A	N/A	N/A	N/A	N/A	N/A	N/A	N/A	N/A	N/A
FC100-C2	327	22.3	3027*1150*1480	1538	≤71	HC100-C2	364	22.3	3127*1150*1580	1692
FC105-C	327	24.2	3027*1150*1480	1538	≤71	HC105-C	364	24.2	3127*1150*1580	1692
FC125-C1	295	27	3127*1150*1530	1554	≤65	HC125-C1	372	27	3227*1150*1630	1709
FC135-C	352	30	3277*1150*1530	1633	≤67	HC135-C	381	30	3377*1150*1630	1796
FC150-C1	407	34	3527*1150*1830	1806	≤68	HC150-C1	534	34	3627*1150*1930	1987
N/A	N/A	N/A	N/A	N/A	N/A	N/A	N/A	N/A	N/A	N/A
FC180-C2	416	42	3477*1150*1880	2233	≤67	HC180-C2	498	42	3577*1150*1980	2456
FC200-C1	520	45	3727*1150*1880	2219	≤69	HC200-C1	546	45	3827*1150*1980	2441
FC250-C1	563	53	3877*1150*2030	2290	≤70	HC250-C1	572	53	3977*1150*2130	2519
FC270-C	909	58	4077*1150*2030	3295	≤73	HC270-C	773	58	4177*1550*2130	3625
FC320-C	909	70	4077*1150*2030	3295	≤73	HC320-C	773	70	4177*1550*2130	3625
FC388-C	1161	76.5	4627*1900*2230	4570	≤80	HC388-C	1135	76.5	4727*1900*2330	3625
FC438-C1	1161	89.1	4627*1900*2230	4570	≤80	HC438-C1	1135	89.1	4727*1900*2330	5027
FC450-C1	1161	91.4	4627*1900*2230	4570	≤80	HC450-C1	1080	91.4	4727*1900*2330	5027
FC313-C2	782	69	4225*1600*2000	3574	≤80	HC313-C2	650	69	4325*1350*2280	4620
FC60-C	150	18	2700*1100*1400	1250	≤68	HC60-C	150	18	2800*1100*1500	1375
FC80-C2	200	20	2700*1100*1400	1300	≤68	HC80-C2	200	20	2800*1100*1500	1430
FC100-C3	250	26	3000*1100*1750	1500	≤69	HC100-C3	250	26	3100*1100*1850	1650
FC125-C2	300	31	3000*1100*1750	1600	≤68	HC125-C1	300	31	3100*1100*1850	1760
FC150-C2	350	38	3000*1100*1750	2100	≤68	HC150-C2	350	38	3300*1100*1850	2310
FC180-C3	400	43	3000*1100*1750	2150	≤69	HC180-C3	400	43	3300*1100*1850	2365
FC200-C2	500	55	3930*1300*2100	2300	≤69	HC200-C2	500	55	4030*1300*2200	2530
FC225-C	500	57	3930*1300*2100	2350	≤70	HC225-C	500	57	4030*1300*2200	2585
FC250-C4	500	60	4000*1300*2100	2430	≤72	HC250-C3	550	60	4100*1300*2200	2673
FC360-C	650	81.6	4800*1800*2230	4600	≤85	HC360-C	650	81.6	4900*1800*2330	5060
FC400-C2	710	89.2	4800*1800*2230	4600	≤85	HC400-C2	710	89.2	4900*1800*2330	5060
FC438-C2	930	70.4	4825*4850*2260	4600	≤85	HC438-C2	930	70.4	4925*1850*2360	5060
FC450-C3	863	93.2	4722*1650*2251	4618	≤85	HC450-C3	863	93.2	4900*1800*2330	5390
FC438-C3	1202	101	4727*1900*2230	4813	≤85	HC475-C3	N/A	N/A	4827*1900*2330	5294
FC500-C	1200	104	4727*1900*2230	4860	≤78	HC500-C	1000	104	4836*1900*2250	4900

PRP: Prime Power; ESP: Standby Power; N/A: None; NA: Naturally aspirated; TC: Turbocharged; TCW: Water-cooled Turbocharged; TCA: Turbocharged and air-air aftercooled
A: BASE FUEL TANK CAPACITY LIT. B: FUEL CONS. 100% LOAD L/H

CCEC

POWER RANGE: FROM 16 TO 1650 KVA							OPEN SET					
PRP kW	PRP kVA	ESP kW	ESP kVA	ENGINE	REG.	CONTROL PANEL	MODEL	A	B	EMISSION	L*W*H mm	WEIGHT Kg
200	250	220	275	NT855-GA	6L/TCW	EC 3.0	FB250-C2	430	53.4	N/A	2950*1100*1750	2800
200	250	220	275	MTA11-G2A	6L/TCW	EC 3.0	FB250-C3	450	56.2	N/A	2800*1100*1650	2600
200	250	220	275	MTA11-G2	6L/TCW	EC 3.0	FB250-C4	420	52.7	N/A	2800*1100*1650	2600
220	275	250	313	NTA855-G1A	6L/TCW	EC 3.0	FB275-C	480	61.3	N/A	2950*1100*1750	2900
250	313	280	350	NTA855-G1B	6L/TCW	EC 3.0	FB313-C1	570	71.4	N/A	3100*1100*1750	3100
250	313	280	350	MTAA11-G3	6L/TCA	EC 3.0	FB313-C2	500	62.5	N/A	3000*1250*1750	3000
275	344	300	375	NTA855-G2A	6L/TCW	EC 3.0	FB344-C	580	71.9	N/A	3100*1100*1750	3300
280	350	310	388	NTA855-G4	6L/TCW	EC 3.0	FB350-C	600	75.3	N/A	3000*1100*1750	3300
300	375	330	413	NTAA855-G7	6L/TCA	EC 3.0	FB375-C1	680	85.4	N/A	3100*1250*1800	3300
300	375	330	413	KAT19-G3	6L/TCW	EC 4.0	FB375-C2	660	83	N/A	3100*1300*2100	3700
320	400	350	438	QSNT-G3	6L/TCW	EC 3.0	FB400-C1	670	84.2	N/A	3200*1250*1800	3500
N/A	N/A	360	450	NTAA855-G7A	6L/TCW	EC 3.0	FB450E-C	710	89.2	N/A	3150*1250*1800	3400
360	450	400	500	KAT19-G3	6L/TCW	EC 3.0	FB450-C2	780	97	N/A	3150*1300*2100	3850
400	500	450	563	KAT19-G3A	6L/TCW	EC 3.0	FB500-C1	860	107	N/A	3250*1300*2100	4000
400	500	450	563	KAT19-G4	6L/TCW	EC 3.0	FB500-C2	860	107	N/A	3250*1300*2100	4000
420	525	504	630	KAAT19-G5	6L/TCA	EC 3.0	FB525-C	900	113	N/A	3500*1550*2200	4300
460	575	520	650	KAAT19-G6	6L/TCA	EC 3.0	FB575-C	950	118.5	N/A	3500*1550*2200	4300
N/A	N/A	520	650	KAAT19-G8	6L/TCA	EC 3.0	FB650E-C	1150	144	N/A	3500*1550*2200	4300
N/A	N/A	550	688	KAAT19-G6A	6L/TCA	EC 3.0	FB688E-C	1200	149.5	N/A	3600*1550*2200	4450
500	625	560	700	KT38-G	12V/TC	EC 3.0	FB625-C	N/A	140	N/A	4100*1700*2500	7200
52	650	570	713	QSK19-G4	6L/TCA	EC 4.0	FB650-C	1180	147	Tier 2	3800*1700*2200	4600
600	750	660	825	KTA38-G2	12V/TCW	EC 3.0	FB750-C	N/A	167	N/A	4200*1700*2400	7600
640	800	710	888	KTA38-G2B	12V/TCW	EC 3.0	FB800-C	N/A	170	N/A	4200*1700*2400	7600

POWER RANGE: FROM 16 TO 1650 KVA							OPEN SET					
PRP kW	PRP kVA	ESP kW	ESP kVA	ENGINE	REG.	CONTROL PANEL	MODEL	A	B	EMISSION	L*W*H mm	WEIGHT Kg
728	910	800	1000	KTA38-G2A	12V/TCW	EC 3.0	FB910-C	N/A	191	N/A	4300*1700*2400	8200
800	1000	880	1100	KTA38-G5	12V/TCW	EC 3.0	FB1000-C	N/A	209	N/A	4350*2100*2400	8900
N/A	N/A	1000	1250	KTA38-G9	12V/TCW	EC 3.0	FB1250E-C	N/A	256	N/A	4350*2100*2400	8900
1000	1250	1100	1375	KTA38-G3	12V/TCW	EC 3.0	FB1250-C1	N/A	261	N/A	4800*2100*2400	9100
1000	1250	1100	1375	KTA38-G5	12V/TCW	EC 4.0	FB1250-C2	N/A	274	Tier 2	4900*2150*2400	9200
1100	1375	1320	1650	KTA38-G8	16V/TCW	EC 3.0	FB1375-C	N/A	289	N/A	4900*2200*2450	10050
1200	1500	1320	1650	KTA38-GS8	16V/TCW	EC 3.0	FB1500-C	N/A	309	N/A	5000*2200*2500	11000

PRP: Prime Power; ESP: Standby Power; N/A: None; NA: Naturally aspirated; TC: Turbocharged; TCW: Water-cooled Turbocharged; TCA: Turbocharged and air-air aftercooled
A: BASE FUEL TANK CAPACITY LIT. B: FUEL CONS. 100% LOAD L/H

CCEC

FENOVA SERIES					
MODEL	A	B	L*W*H mm	WEIGHT Kg	dBA@7m
FC250-C2	988	53.4	4227*1500*2148	3971	≤74.5
N/A	N/A	N/A	N/A	N/A	N/A
N/A	N/A	N/A	N/A	N/A	N/A
FC275-C	988	61.3	4227*1550*2148	3971	≤75
FC313-C1	988	71.4	4227*1550*2148	3971	≤76
N/A	N/A	N/A	N/A	N/A	N/A
FC344-C	996	71.9	4324*1550*2180	4230	≤76
FC350-C	1024	75.3	4327*1550*2178	4335	≤76.5
FC375-C1	1184	85.4	4477*1650*2148	4375	≤77
FC375-C2	998	83	4877*1850*2260	4900	≤78
FC400-C1	930	84.2	4825*1800*2260	4600	≤85
FC450E-C	1184	89.2	4477*1850*2148	4375	≤78
FC450-C2	998	97	4877*1850*2260	4900	≤79
FC500-C1	998	107	4877*1850*2260	4900	≤79
FC500-C2	998	107	4877*1850*2260	4900	≤78
FC525-C	1127	113	5177*2000*2480	5500	≤78
FC575-C	1100	118.5	5277*2000*2430	5750	≤78
FC650E-C	960	144	4903*1756*2232	5550	≤78
FC688E-C	1300	149.5	5177*2000*2430	5800	≤79
FC625-C	1080	140	5300*1950*2400	6800	≤85
FC650-C	1135	147	5277*2000*2430	6123	≤82
ZC750-C	N/A	167	5900*2000*2500	10500	≤85
ZC800-C	N/A	170	5900*2000*2500	10500	≤85

CONTAINERIZED SERIES					
MODEL	A	B	L*W*H mm	WEIGHT Kg	dBA@7m
BS910-C	N/A	191	20FT	11500	≤85
BS1000-C	N/A	209	40FT	15000	≤85
BS1250E-C	N/A	256	40FT	15000	≤85
BS1250-C1	N/A	274	40FT	15000	≤85
BS1250-C2	N/A	261	40HQ	16000	≤85
BS1375-C	N/A	289	40HQ	17500	≤85
BS1500-C	N/A	309	40HQ	18500	≤85

PRP: Prime Power; ESP: Standby Power; N/A: None; NA: Naturally aspirated; TC: Turbocharged; TCW: Water-cooled Turbocharged; TCA: Turbocharged and air-air aftercooled
A: BASE FUEL TANK CAPACITY LIT. B: FUEL CONS. 100% LOAD L/H

POWER RANGE: FROM 8 TO 3000 KVA							OPEN SET					
PRP kW	PRP kVA	ESP kW	ESP kVA	ENGINE	REG.	CONTROL PANEL	MODEL	A	B	EMISSION	L*W*H mm	WEIGHT Kg
8	10	9	11	X1.3-G2	2L/NA	EC 2.0	FB10-Q	40	3	N/A	1450*700*1250	500
20	25	22	27.5	X2.5-G2	3L/NA	EC 2.0	FB25-Q	70	6	N/A	1550*700*1250	540
28	35	30	38	X3.3-G1	4L/NA	EC 2.0	FB35-Q	100	8.5	N/A	1650*720*1250	620
32	40	35	44	S3.8-G4	4L/TC	EC 2.0	FB40-Q	120	9.9	N/A	1700*720*1300	670
40	50	44	55	S3.8-G6	4L/TC	EC 2.0	FB50-Q1	150	12.8	N/A	1700*720*1300	680
40	50	44	55	4BT3.3-G3	4L/TC	EC 2.0	FB50-Q2	130	11	N/A	1750*750*1350	720
48	60	53	66	S3.8-G7	4L/TCA	EC 2.0	FB60-Q	180	14.7	N/A	1750*750*1350	720
64	80	72	90	QSB5-G3	4L/TCA	EC 2.0	FB80-Q	180	22	Stage 3A/Tier 3	1800*850*1400	1230
72	90	80	100	QSB5-G4	4L/TCA	EC 2.0	FB90-Q	200	24	Stage 3A/Tier 3	1850*850*1400	1250
80	100	88	110	QSB5-G5	4L/TCA	EC 2.0	FB100-Q	200	25	Stage 3A/Tier 3	1900*850*1400	1350
108	135	120	150	QSB5-G6	4L/TCA	EC 2.0	FB135-Q	250	31	Stage 3A/Tier 3	2150*870*1600	1400
120	150	140	175	QSB7-G3	6L/TCA	EC 4.0	FB150-Q	300	38	Stage 3A/Tier 3	2250*870*1700	1600
144	180	160	200	QSB7-G4	6L/TCA	EC 4.0	FB180-Q	340	42	Stage 3A/Tier 3	2400*870*1700	1800
160	200	176	220	QSB7-G5	6L/TCA	EC 4.0	FB200-Q	360	45	Stage 3A/Tier 3	2400*870*1700	1800
180	225	200	250	QSL9-G2	6L/TCA	EC 4.0	FB225-Q	450	56	Stage 3A/Tier 3	2800*1270*1750	2450
200	250	220	275	QSL9-G3	6L/TCA	EC 4.0	FB250-Q	470	59	Stage 3A/Tier 3	2850*1270*1750	2600
240	300	264	330	QSL9-G5	6L/TCA	EC 4.0	FB300-Q	500	63	N/A	2900*1270*1750	3000
300	375	330	413	KTA19-G2	6L/TCW	EC 4.0	FB375-Q	660	83	N/A	3100*1300*2100	3700
320	400	360	450	QSX15-G4	6L/TCA	EC 4.0	FB400-Q	700	85.7	Stage 2/Tier 2	3350*1370*2050	3850
360	450	400	500	QSX15-G6	6L/TCA	EC 4.0	FB450-Q	780	95.9	Stage 2/Tier 2	3350*1370*2050	3850
400	500	440	550	QSX15-G8	6L/TCA	EC 4.0	FB500-Q	820	103	Stage 2/Tier 2	3400*1370*2050	3950
500	625	560	700	VTA28-G5	12V/TCW	EC 4.0	FB625-Q	1120	140	N/A	3700*1400*2100	4750
520	650	572	715	QSK19-G4	6L/TCA	EC 4.0	FB650-Q	1180	147	Tier 2	3800*1700*2200	4600
600	750	650	810	QSK23-G2	6L/TCA	EC 4.0	FB750-Q	N/A	151	N/A	4100*2560*2050	5350
640	800	704	880	QSK23-G3	6L/TCA	EC 4.0	FB800-Q	N/A	161	N/A	4100*2560*2050	5550

POWER RANGE: FROM 8 TO 3000 KVA							OPEN SET					
PRP kW	PRP kVA	ESP kW	ESP kVA	ENGINE	REG.	CONTROL PANEL	MODEL	A	B	EMISSION	L*W*H mm	WEIGHT Kg
728	910	800	1000	QST30-G3	12V/TCW	EC 4.0	FB910-Q1	N/A	184	N/A	4300*1760*2230	6500
1600	2000	1800	2250	QSK60-G4	16V/TCW	EC 4.0	FB2000-Q1	N/A	394	N/A	6050*2286*2750	15000
1600	2000	1800	2250	QSK60-G11	16V/TCW	EC 4.0	FB2000-Q2	N/A	438	Tier 2	6050*2286*2750	15000
1800	2250	2000	2500	QSK60-G21	16V/TCW	EC 4.0	FB2250-Q	N/A	455	Tier 2	6450*2286*2750	15500
2000	2500	2200	2750	QSK78-G18	18V/TCW	EC 4.0	FB2500-Q	N/A	481	N/A	6200*2310*2800	19500
2200	2750	2400	3000	QSK78-G9	18V/TCW	EC 4.0	FB2750-Q	N/A	528	N/A	6300*2310*2800	30500
728	910	800	1000	KTA38-G3	12V/TCW	EC 3.0	FB910-Q2	N/A	198	N/A	4350*2100*2230	7800
800	1000	880	1100	QST30-G4	12V/TCW	EC 4.0	FB1000-Q1	N/A	202	N/A	4300*1760*2230	6500
800	1000	880	1100	KTA38-G5	12V/TCW	EC 3.0	FB1000-Q2	N/A	209	N/A	4350*2100*2230	7800
900	1125	1000	1250	QSK38-G2	12V/TCW	EC 4.0	FB1125-Q	N/A	242	Tier 2	4400*2100*2230	8200
1000	1250	1100	1375	QSK38-G3	12V/TCW	EC 4.0	FB1250-Q1	N/A	274	Tier 2	4900*2150*2400	9200
1000	1250	1100	1375	KTA50-G5	12V/TCW	EC 3.0	FB1250-Q2	N/A	261	N/A	5000*2100*2230	9300
1120	1400	1232	1540	QSK50-G3	16V/TCW	EC 4.0	FB1400-Q1	N/A	313	Tier 2	5100*2150*2230	9800
1120	1400	1340	1675	KTA50-G8	16V/TCW	EC 3.0	FB1400-Q2	N/A	289	N/A	5600*2150*2480	11200
1200	1500	1320	1650	KTA50-GS8	16V/TCW	EC 3.0	FB1500-Q	N/A	309	N/A	5700*2150*2480	11300
1320	1650	1460	1825	QSK50-G7	16V/TCW	EC 4.0	FB1650-Q	N/A	341	Tier 2	5750*2200*2550	12500
1500	1875	1600	2000	QSK60-G3	16V/TCW	EC 4.0	FB1875-Q	N/A	363	N/A	5750*2200*2550	13500

PRP: Prime Power; ESP: Standby Power; N/A: None; NA: Naturally aspirated; TC: Turbocharged; TCW: Water-cooled Turbocharged; TCA: Turbocharged and air-air aftercooled
A: BASE FUEL TANK CAPACITY LIT. B: FUEL CONS. 100% LOAD L/H

FENOVA SERIES					
MODEL	A	B	L*W*H mm	WEIGHT Kg	dBA@7m
FC10-Q	40	3	2270*1100*1200	950	≤66.5
FC25-Q	70	6	2470*1100*1200	1030	≤66.5
FC35-Q	100	8.5	2470*1100*1200	1030	≤66.5
FC40-Q	120	9.9	2570*1100*1200	1050	≤66.5
FC50-Q1	150	12.8	2570*1100*1200	1050	≤66.5
FC50-Q2	130	11	2720*1140*1400	1300	≤67
FC60-Q	180	14.7	2720*1140*1400	1300	≤67
FC80-Q	180	22	3000*1140*1450	1550	≤67
FC90-Q	200	24	3000*1140*1450	1550	≤67
FC100-Q	200	25	3000*1140*1450	1650	≤67
FC135-Q	250	31	3120*1100*1500	1850	≤67
FC150-Q	300	38	3120*1100*1500	1950	≤67
FC180-Q	340	42	3470*1140*1850	2200	≤68.3
FC200-Q	360	45	3470*1140*1850	2200	≤68.3
FC225-Q	450	56	4100*1450*2050	4050	≤76
FC250-Q	470	59	4200*1450*2050	4200	≤76
FC300-Q	500	63	4200*1450*2050	4250	≤76
FC375-Q	660	83	4600*1600*2250	5000	≤77
FC400-Q	700	85.7	4800*1600*2250	5800	≤78
FC450-Q	780	95.9	4800*1600*2250	5800	≤78
FC500-Q	820	103	4800*1600*2250	5800	≤78
FC625-Q	1120	140	5300*1850*2250	6500	≤78
FC650-Q	1180	147	5300*1950*2250	6800	≤82
FC750-Q	N/A	151	5700*1950*2500	8500	≤82
FC800-Q	N/A	161	5700*1950*2500	8500	≤82

CONTAINERIZED SERIES					
MODEL	A	B	L*W*H mm	WEIGHT Kg	dBA@7m
BX910-Q1	N/A	184	5900*2000*2500	10500	≤85
BX2000-Q1	N/A	394	12192*3000*3652	23000	≤85
BX2000-Q2	N/A	438	12192*3000*3652	23000	≤85
BX2250-Q	N/A	455	12192*3000*3652	24000	≤85
BX2500-Q	N/A	481	12192*3000*4352	28000	≤85
BX2750-Q	N/A	528	12192*3000*4352	28000	≤85
BS910-Q2	N/A	198	20FT	11500	≤85
BS1000-Q1	N/A	202	20FT	10500	≤85
BS1000-Q2	N/A	209	40FT	15000	≤85
BS1125-Q	N/A	242	40FT	15000	≤85
BS1250-Q1	N/A	274	40FT	15000	≤85
BS1250-Q2	N/A	261	40HQ	16000	≤85
BS1400-Q1	N/A	313	40HQ	16000	≤85
BS1400-Q2	N/A	289	40HQ	17500	≤85
BS1500-Q	N/A	309	40HQ	18500	≤85
BS1650-Q	N/A	341	40HQ	19500	≤85
BS1875-Q	N/A	363	40HQ	20500	≤85

PRP: Prime Power; ESP: Standby Power; N/A: None; NA: Naturally aspirated; TC: Turbocharged; TCW: Water-cooled Turbocharged; TCA: Turbocharged and air-air aftercooled
A: BASE FUEL TANK CAPACITY LIT. B: FUEL CONS. 100% LOAD L/H

Perkins

POWER RANGE: FROM 9 TO 2500 KVA							OPEN SET					
PRP kW	PRP kVA	ESP kW	ESP kVA	ENGINE	REG.	CONTROL PANEL	MODEL	A	B	EMISSION	L*W*H mm	WEIGHT Kg
7	9	8	10	403D-11G	3L/NA	EC 2.0	FB9-P1	30	2.6	Stage 3A	1100*500*1000	400
7	9	8	10	403A-11G1	3L/NA	EC 2.0	FB9-P2	30	2.6	N/A	1100*500*1000	400
10	13	11	14	403D-15G	3L/NA	EC 2.0	FB13-P1	45	3.67	Stage 3A	1150*600*1100	450
10	13	11	14	403A-15G1	3L/NA	EC 2.0	FB13-P2	45	3.67	N/A	1150*600*1100	450
12	15	13	16	403A-15G2	3L/NA	EC 2.0	FB15-P	50	4.1	N/A	1150*600*1100	480
16	20	18	22	404D-22G	4L/NA	EC 2.0	FB20-P1	65	5.3	Stage 3A	1300*600*1150	550
16	20	18	22	404A-22G1	4L/NA	EC 2.0	FB20-P2	65	5.3	N/A	1300*600*1150	550
24	30	26	33	1103A-33G	3L/TC	EC 2.0	FB30-P	90	7.2	N/A	1600*730*1250	720
36	45	40	50	1103A-33TG1	3L/TC	EC 2.0	FB45-P	90	7.2	N/A	1600*730*1250	750
48	60	53	66	1103A-33TG2	3L/TC	EC 2.0	FB60-P	120	14.6	N/A	1650*730*1250	780
52	65	57	72	1104A-44TG1	4L/TC	EC 2.0	FB65-P	120	14.8	N/A	1750*730*1250	850
64	80	70	88	1104A-44TG2	4L/TC	EC 2.0	FB80-P	150	18.7	N/A	1750*730*1250	850
80	100	88	110	1104C-44TG2	4L/TCA	EC 2.0	FB100-P	180	22.6	Stage 2	1850*750*1250	900
108	135	120	150	1106A-70TG1	6L/TC	EC 3.0	FB135-P	240	29.9	N/A	2250*820*1450	1150
120	150	132	165	1106A-70TAG2	6L/TCA	EC 3.0	FB150-P	270	33.4	N/A	2250*820*1450	1150
144	180	160	200	1106A-70TAG3	6L/TCA	EC 3.0	FB180-P	330	41.6	N/A	2400*900*1600	1300
160	200	176	220	1106A-70TAG4	6L/TCA	EC 3.0	FB200-P1	370	45.8	N/A	2500*1000*1650	1350
160	200	176	220	1206A-E70TTAG1	6L/TCA	EC 4.0	FB200-P3	380	45.8	N/A	2520*1000*1600	1350
184	230	200	250	1206A-E70TTAG2	6L/TCA	EC 4.0	FB230-P2	420	51	N/A	2700*1000*1650	1650
200	250	220	275	1206A-E70TTAG3	6L/TCA	EC 4.0	FB250-P2	460	56.9	N/A	2700*1000*1650	1750
240	300	264	330	1706A-E93TAG1	6L/TCA	EC 3.0	FB300-P	700	62	N/A	2825*1100*1836	2480
280	350	320	400	1706A-E93TAG2	6L/TCA	EC 3.0	FB350-P	700	73	N/A	2825*1100*1836	2480
280	350	320	400	2206C-E13TAG2	6L/TCA	EC 4.0	FB350-P	600	75	Stage 2	3100*1150*1800	3100
320	400	360	450	2206C-E13TAG3	6L/TCA	EC 4.0	FB400-P	680	85	Stage 2	3200*1150*1800	3100
360	450	400	500	2506C-E15TAG1	6L/TCA	EC 4.0	FB450-P	800	99	Stage 2	3350*1150*2150	3300
400	500	440	550	2506C-E15TAG2	6L/TCA	EC 4.0	FB500-P	850	106	Stage 2	3350*1150*2150	3300
480	600	528	660	2806C-E18TAG1A	6L/TCA	EC 4.0	FB600-P	1030	129	Stage 2	3350*1150*2250	3950
520	650	560	700	2806C-E18TAG2	6L/TCA	EC 4.0	FB650-P	1060	132	N/A	3350*1150*2250	4200
600	750	660	825	4006-23TAG2A	6L/TCA	EC 4.0	FB750-P	N/A	155	N/A	3900*1700*2150	4700
640	800	720	900	4006-23TAG3A	6L/TCA	EC 3.0	FB800-P	N/A	172	N/A	3900*1700*2150	4700

POWER RANGE: FROM 9 TO 2500 KVA							OPEN SET					
PRP kW	PRP kVA	ESP kW	ESP kVA	ENGINE	REG.	CONTROL PANEL	MODEL	A	B	EMISSION	L*W*H mm	WEIGHT Kg
720	900	800	1000	4008TAG1A	8L/TCA	EC 3.0	FB900-P1	N/A	195	N/A	4600*1870*2450	6500
800	1000	880	1100	4008TAG2A	8L/TCA	EC 3.0	FB1000-P1	N/A	215	N/A	4600*1870*2450	7000
720	900	800	1000	4008-30TAG1	8L/TCA	EC 3.0	FB900-P2	N/A	187	N/A	4550*2134*2150	7800
800	1000	900	1125	4008-30TAG2	8L/TCA	EC 3.0	FB1000-P2	N/A	213	N/A	4550*2134*2150	7800
900	1125	1000	1250	4008-30TAG3	8L/TCA	EC 3.0	FB1125-P	N/A	244	N/A	4550*2134*2150	7800
1000	1250	1100	1375	4012-46TWG2A	12V/TCW	EC 3.0	FB1250-P	N/A	259	N/A	4650*1870*2580	8700
1080	1350	1200	1500	4012-46TWG3A	12V/TCW	EC 3.0	FB1350-P	N/A	283	N/A	4800*1870*2580	9300
1200	1500	1320	1650	4012-46TAG2A	12V/TCW	EC 3.0	FB1500-P	N/A	310	N/A	4800*1870*2580	9500
1368	1710	1500	1875	4012-46TAG3A	12V/TCW	EC 3.0	FB1710-P	N/A	370	N/A	5000*2250*2580	10800
1480	1850	1600	2000	4016TAG1A	16V/TCA	EC 3.0	FB1850-P	N/A	383	N/A	5600*2300*3350	11500
1600	2000	1800	2250	4016TAG2A	16V/TCA	EC 3.0	FB2000-P	N/A	434	N/A	5600*2300*3350	11500
1800	2250	2000	2500	4016-61TRG3	16V/TCW	EC 3.0	FB2250-P	N/A	470	N/A	5600*2300*3350	13000

PRP: Prime Power; ESP: Standby Power; N/A: None; NA: Naturally aspirated; TC: Turbocharged; TCW: Water-cooled Turbocharged; TCA: Turbocharged and air-air aftercooled
A: BASE FUEL TANK CAPACITY LIT. B: FUEL CONS. 100% LOAD L/H

Perkins

FENOVA SERIES						H SERIES					
MODEL	A	B	L*W*H mm	WEIGHT Kg	dBA@7m	MODEL	A	B	L*W*H mm	WEIGHT Kg	dBA@7m
FC9-P1	107	2.6	1926*840*1080	547	≤65	HC9-P1	97	2.6	2000*790*1150	602	≤68
FC9-P2	107	2.6	1926*840*1080	547	≤65.3	HC9-P2	97	2.6	2000*790*1150	602	≤68
FC13-P1	107	3.67	1926*840*1080	605	≤66	HC13-P1	97	3.67	2000*790*1150	666	≤69
FC13-P2	107	3.67	1926*840*1080	605	≤66	HC13-P2	97	3.67	2000*790*1150	666	≤69
FC15-P	107	4.1	1926*840*1080	605	≤66	HC15-P	97	4.1	2000*790*1150	666	≤69
FC20-P1	117	5.3	2027*840*1130	722	≤67	HC20-P1	128	5.3	2100*790*1200	794	≤70
FC20-P2	117	5.3	2027*840*1130	722	≤67	HC20-P2	128	5.3	2100*790*1200	794	≤70
FC30-P	109	7.2	2270*1050*1230	1018	≤67.3	HC30-P	126	7.2	2350*1000*1300	1120	≤70
FC45-P	138	7.2	2470*1050*1230	1139	≤67.3	HC45-P	142	7.2	2480*1050*1300	1253	≤70
FC60-P	138	14.6	2470*1050*1230	1139	≤67.3	HC60-P	142	14.6	2480*1050*1300	1253	≤70
FC65-P	240	14.8	2527*1100*1330	1332	≤61	HC65-P	208	14.8	2600*1050*1400	1465	≤64
FC80-P	240	18.7	2527*1100*1330	1332	≤64	HC80-P	208	18.7	2600*1050*1400	1465	≤67
FC100-P	201	22.6	2677*1100*1390	1503	≤68	HC100-P	240	22.6	2750*1050*1460	1653	≤72
FC135-P	443	29.9	3177*1150*1526	1986	≤69	HC135-P	367	29.9	3250*1100*1600	2165	≤73
FC150-P	578	33.4	3427*1150*1670	2189	≤70	HC150-P	529	33.4	3500*1100*1740	2408	≤74
FC180-P	578	41.6	3427*1150*1670	2189	≤70	HC180-P	529	41.6	3500*1100*1740	2408	≤74
FC200-P1	578	45.8	3427*1150*1670	2189	≤71	HC200-P1	529	45.8	3500*1100*1740	2408	≤75
FC200-P3	640	45.8	3875*1350*2031	3450	≤72	HC200-P3	640	45.8	3975*1350*2031	3308	≤76
FC230-P2	610	51	4075*1450*2080	2660	≤72	HC230-P2	640	51	3975*1350*2031	3360	≤76
FC250-P2	640	56.9	3875*1350*2031	3200	≤72	HC250-P2	605	56.9	3975*1350*2031	3360	≤76
FC300-P	700	62	4200*1450*2082	3500	≤77	HC300-P	700	62.4	4300*1450*2150	3550	≤75
FC350-P	700	73	4200*1450*2082	3600	≤77	HC350-P	700	72.8	4300*1450*2150	3650	≤75
FC350-P	945	75	4477*1450*2187	4589	≤77	HC350-P	787	75	4550*1600*2250	4818	≤77
FC400-P	945	85	4477*1450*2187	4589	≤77	HC400-P	787	85	4550*1600*2250	4818	≤81
FC450-P	865	99	4877*1730*2260	4706	≤79	HC450-P	840	99	4950*1680*2330	4940	≤83
FC500-P	865	106	4877*1730*2260	4705	≤79	HC500-P	1040	106	4950*1680*2330	4940	≤83
FC600-P	1027	129	5077*2100*2230	5815	≤80	HC600-P	1108	129	5155*2055*2300	6106	≤84
FC650-P	1027	132	5077*2100*2230	5815	≤80	HC650-P	1108	132	5155*2055*2300	6106	≤84
ZC750-P	N/A	155	5500*2100*2600	7000	≤80						
ZC800-P	N/A	172	5500*2100*2600	7000	≤80						

CONTAINERIZED SERIES					
MODEL	A	B	L*W*H mm	WEIGHT Kg	dBA@7m
BS900-P1	N/A	195	40HQ	11500	≤85
BS1000-P1	N/A	215	40HQ	12500	≤85
BS900-P2	N/A	187	20HQ	12500	≤85
BS1000-P2	N/A	213	20HQ	12500	≤85
BS1125-P	N/A	244	20HQ	12500	≤85
BS1250-P	N/A	259	40HQ	12500	≤85
BS1350-P	N/A	283	40HQ	12500	≤85
BS1500-P	N/A	310	40HQ	12500	≤85
BS1710-P	N/A	370	40HQ	12500	≤85
BS1850-P	N/A	383	40HQ	13000	≤85
BS2000-P	N/A	434	40HQ	14000	≤85
BS2250-P	N/A	470	40HQ	19800	≤85

PRP: Prime Power; ESP: Standby Power; N/A: None; NA: Naturally aspirated; TC: Turbocharged; TCW: Water-cooled Turbocharged; TCA: Turbocharged and air-air aftercooled
A: BASE FUEL TANK CAPACITY LIT. B: FUEL CONS. 100% LOAD L/H

MITSUBISHI

POWER RANGE: FROM 7 TO 2500 KVA							OPEN SET					
PRP kW	PRP kVA	ESP kW	ESP kVA	ENGINE	REG.	CONTROL PANEL	MODEL	A	B	EMISSION	L*W*H mm	WEIGHT Kg
520	650	572	715	S6R2-PTA	6L/TCW	EC 3.0	FB650-S	1000	135	N/A	3600*1410*2200	5600
600	750	660	825	S6R2-PTAA	6L/TCA	EC 3.0	FB750-S	1000	156	N/A	3850*1700*2150	6160
800	1000	880	1100	S12H-PTA	12V/TCW	EC 3.0	FB1000-S	N/A	208	N/A	4350*1900*2330	9000
1000	1250	1100	1375	S12R-PTA	12V/TCW	EC 3.0	FB1250-S	N/A	260	N/A	4350*2000*2330	10500
1100	1375	1200	1500	S12R-PTA2	12V/TCW	EC 3.0	FB1375-S	N/A	286	N/A	4350*2000*2330	11000
1200	1500	1320	1650	S12R-PTAA2	12V/TCA	EC 3.0	FB1500-S	N/A	312	N/A	4900*2200*2540	12500
1360	1700	1500	1875	S16R-PTA	16V/TCW	EC 3.0	FB1700-S	N/A	354	N/A	5100*2250*2560	13500
1500	1875	1650	2063	S16R-PTA2	16V/TCW	EC 3.0	FB1875-S	N/A	390	N/A	5100*2250*2560	14000
1600	2000	1800	2250	S16R-PTAA2	16V/TCA	EC 3.0	FB2000-S	N/A	416	N/A	5650*2250*2560	15500
1800	2250	2000	2500	S16R2-PTAW	16V/TCW	EC 3.0	FB2250-S	N/A	468	N/A	6000*2500*3000	16500

FENOVA SERIES						CONTAINERIZED SERIES					
MODEL	A	B	L*W*H mm	WEIGHT Kg	dBA@7m	MODEL	A	B	L*W*H mm	WEIGHT Kg	dBA@7m
FC650-S	1000	135	5200*2050*2500	8600	≤82	/	/	/	/	/	/
FC750-S	1000	156	4200*1450*2082	9000	≤82	/	/	/	/	/	/
/	/	/	/	/	/	BS1000-S	optional	208	20FT	12400	≤82
/	/	/	/	/	/	BS1250-S	optional	260	40HQ	17400	≤82
/	/	/	/	/	/	BS1375-S	optional	286	40HQ	19000	≤82
/	/	/	/	/	/	BS1500-S	optional	312	40HQ	20200	≤82
/	/	/	/	/	/	BS1700-S	optional	354	40HQ	23200	≤82
/	/	/	/	/	/	BS1875-S	optional	390	40HQ	23200	≤83
/	/	/	/	/	/	BS2000-S	optional	416	40HQ	24000	≤83
/	/	/	/	/	/	BS2250-S	optional	468	40HQ	25000	≤85

SME

POWER RANGE: FROM 7 TO 2500 KVA							OPEN SET					
PRP kW	PRP kVA	ESP kW	ESP kVA	ENGINE	REG.	CONTROL PANEL	MODEL	A	B	EMISSION	L*W*H mm	WEIGHT Kg
520	650	572	715	S6R2-PTA-C	6L/TCW	EC 3.0	FB650-R	1000	135	N/A	3600*1500*2100	5500
600	750	660	825	S6R2-PTAA-C	6L/TCA	EC 3.0	FB750-R	1000	156	N/A	4000*1700*2200	6000
1000	1250	1100	1375	S12R-PTA-C	12V/TCW	EC 3.0	FB1250-R	N/A	260	N/A	4550*2000*2250	9850
1100	1375	1200	1500	S12R-PTA2-C	12V/TCW	EC 3.0	FB1375-R	N/A	286	N/A	4550*2000*2250	10170
1200	1500	1320	1650	S12R-PTAA2-C	12V/TCA	EC 3.0	FB1500-R	N/A	312	N/A	5050*2210*2540	10800
1360	1700	1500	1875	S16R-PTA-C	16V/TCW	EC 3.0	FB1700-R	N/A	354	N/A	5100*2250*2560	13500
1500	1875	1650	2063	S16R-PTA2-C	16V/TCW	EC 3.0	FB1875-R	N/A	390	N/A	5400*2180*2710	12850
1600	2000	1800	2250	S16R-PTAA2-C	16V/TCA	EC 3.0	FB2000-R	N/A	416	N/A	5800*2210*2670	13500
1800	2250	2000	2500	S16R2-PTAW-C	16V/TCW	EC 3.0	FB2250-R	N/A	468	N/A	6000*2200*2720	14700

FENOVA SERIES						CONTAINERIZED SERIES					
MODEL	A	B	L*W*H mm	WEIGHT Kg	dBA@7m	MODEL	A	B	L*W*H mm	WEIGHT Kg	dBA@7m
FC650-R	1000	135	5200*2050*2500	8600	≤82	/	/	/	/	/	/
FC750-R	1000	156	4200*1450*2082	9000	≤82	/	/	/	/	/	/
/	/	/	/	/	/	BS1250-R	optional	260	40HQ	16350	≤82
/	/	/	/	/	/	BS1375-R	optional	286	40HQ	16670	≤82
/	/	/	/	/	/	BS1500-R	optional	312	40HQ	17300	≤82
/	/	/	/	/	/	BS1700-R	optional	354	40HQ	20000	≤82
/	/	/	/	/	/	BS1875-R	optional	390	40HQ	19350	≤83
/	/	/	/	/	/	BS2000-R	optional	416	40HQ	20000	≤83
/	/	/	/	/	/	BS2250-R	optional	468	40HQ	21200	≤85

PRP: Prime Power; ESP: Standby Power; N/A: None; NA: Naturally aspirated; TC: Turbocharged; TCW: Water-cooled Turbocharged; TCA: Turbocharged and air-air aftercooled
A: BASE FUEL TANK CAPACITY LIT. B: FUEL CONS. 100% LOAD L/H

PRP: Prime Power; ESP: Standby Power; N/A: None; NA: Naturally aspirated; TC: Turbocharged; TCW: Water-cooled Turbocharged; TCA: Turbocharged and air-air aftercooled
A: BASE FUEL TANK CAPACITY LIT. B: FUEL CONS. 100% LOAD L/H

mtu

POWER RANGE: FROM 450 TO 3300 KVA								OPEN SET					
PRP kW	PRP kVA	ESP kW	ESP kVA	ENGINE Germany 3B	ENGINE China 3B	REG.	CONTROL PANEL	MODEL	A	B	EMISSION	L*W*H mm	WEIGHT Kg
360	450	400	500	10V1600G10F	/	10V/TCA	EC 3.0	FB450-M	720	104	Stage 3A	3230*1660*2050	3850
400	500	440	550	10V1600G20F	/	10V/TCA	EC 3.0	FB500-M	800	116	Stage 3A	3230*1660*2050	3850
480	600	528	660	12V1600G10F	/	12V/TCA	EC 3.0	FB600-M	940	139	TA-Luft	3400*1660*2150	4500
524	655	576	720	12V1600G20F	/	12V/TCA	EC 3.0	FB655-M	1040	152	TA-Luft	3665*1660*2150	4600
515	644	567	709	12V2000G25	/	12V/TCA	EC 3.0	FB644-M	N/A	149	N/A	3600*17502200	5500
620	775	682	853	12V2000G65	/	12V/TCA	EC 3.0	FB775-M	N/A	180	N/A	3900*1750*2200	6200
730	910	800	1000	16V2000G25	/	16V/TCA	EC 3.0	FB910-M	N/A	212	N/A	4300*1750*2300	7100
800	1000	880	1100	16V2000G65	/	16V/TCA	EC 3.0	FB1000-M	N/A	232	N/A	4300*1750*2300	7300
900	1125	1000	1250	18V2000G65	/	18V/TCA	EC 3.0	FB1125-M	N/A	261	N/A	4500*1950*2500	8000
1000	1250	1100	1375	18V2000G26F	/	18V/TCA	EC 3.0	FB1250-M	N/A	290	Tier 2	4680*2000*2500	8500
1200	1500	1320	1650	12V4000G14F	12V4000G23F	12V/TCA	EC 3.0	FB1500-M	N/A	348	TA-Luft	5760*2100*2500	12200
1312	1640	1443	1804	12V4000G14F	12V4000G23F	12V/TCA	EC 3.0	FB1640-M	N/A	380	TA-Luft	5760*2100*2500	12300
1440	1800	1584	1980	12V4000G24F	12V4000G63F	12V/TCA	EC 3.0	FB1800-M	N/A	418	TA-Luft	5760*2100*2500	12350
1640	2050	1804	2255	16V4000G14F	16V4000G23F	16V/TCA	EC 3.0	FB2050-M	N/A	476	TA-Luft	6320*2600*2670	14000
1760	2200	1936	2420	16V4000G24F	16V4000G63F	16V/TCA	EC 3.0	FB2200-M	N/A	510	TA-Luft	6360*2600*2670	15000
1800	2250	1980	2475	16V4000G24F	16V4000G63F	16V/TCA	EC 3.0	FB2250-M	N/A	522	TA-Luft	6360*2600*2670	15050
2000	2500	2200	2750	20V4000G14F	20V4000G23F	20V/TCA	EC 3.0	FB2500-M	N/A	580	TA-Luft	7900*2600*2670	17450
2200	2750	2420	3025	20V4000G24F	20V4000G63F	20V/TCA	EC 3.0	FB2750-M	N/A	638	TA-Luft	7980*2600*2670	17600
2400	3000	2640	3300	20V4000G34F	20V4000G63LF	20V/TCA	EC 3.0	FB3000-M	N/A	696	TA-Luft	7600-3100*3100	18000

DOOSAN

POWER RANGE: FROM 15 TO 825 KVA							OPEN SET					
PRP kW	PRP kVA	ESP kW	ESP kVA	ENGINE	REG.	CONTROL PANEL	MODEL	A	B	EMISSION	L*W*H mm	WEIGHT Kg
40	50	44	55	SP344CA	4L/TC	EC 3.0	FB50-K	60	11	N/A	1150*600*1100	480
50	63	55	69	SP344CB	4L/TC	EC 3.0	FB63-K	80	14	N/A	1300"600*1150	550
64	80	70	88	SP344CC	4L/TC	EC 3.0	FB80-K	100	18	N/A	1600*730*1250	720
132	165	144	180	P086TI-1	6L/TCA	EC 3.0	FB165-K	280	37	N/A	2550*950*1550	1650
160	200	176	220	P086TI	6L/TCA	EC 3.0	FB200-K	340	45	tier2	2600*950*1550	1800
220	275	240	300	P126TI	6L/TCA	EC 3.0	FB275-K	460	62	tier2	2900*1050*1600	1950
240	300	264	330	P126TI-II	6L/TCA	EC 3.0	FB300-K	500	65	N/A	3000*1050*1600	2200
292	365	325	406	DP126LB	6L/TCA	EC 3.0	FB365-K	610	79	N/A	2800*1400*1850	2400
320	400	360	450	P158LE	8V/TCA	EC 3.0	FB400-K	710	86	N/A	2900*1400"1850	2550
360	450	400	500	DP158LC	8V/TCA	EC 3.0	FB450-K	800	97	N/A	2900*1400*1850	2550
420	525	464	580	DP158LD	8V/TCA	EC 3.0	FB525-K	920	113	N/A	3100*1400*1850	3100
460	575	504	630	DP180LA	10V/TCA	EC 3.0	FB575-K	1000	124	N/A	3300*1400*2100	3500
500	625	560	700	DP180LB	10V/TCA	EC 3.0	FB625-K	1100	135	N/A	3300*1400*2100	3500
550	688	600	750	DP222LB	12V/TCA	EC 3.0	FB688-K	1000	149	N/A	3400*1400"2100	3800
600	750	660	825	DP222LC	12V/TCA	EC 3.0	FB750-K	1000	162	N/A	3400*1400*2100	3800
608	760	669	836	DP222CA	12V/TCA	EC 3.0	FB759-K	1000	164	N/A	3600*1400*2100	3800
645	806	710	888	DP222CB	12V/TCA	EC 3.0	FB806-K	1000	174	N/A	3600*1400*2100	3800
728	910	800	1000	DP222CC	12V/TCA	EC 3.0	FB910-K	1000	197	N/A	3600*1400*2100	3800

PRP: Prime Power; ESP: Standby Power; N/A: None; NA: Naturally aspirated; TC: Turbocharged; TCW: Water-cooled Turbocharged; TCA: Turbocharged and air-air aftercooled
A: BASE FUEL TANK CAPACITY LIT. B: FUEL CONS. 100% LOAD L/H

mtu

FENOVA SERIES						CONTAINERIZED SERIES					
MODEL	A	B	L*W*H mm	WEIGHT Kg	dBA@7m	MODEL	A	B	L*W*H mm	WEIGHT Kg	dBA@7m
FC450-M	630	104	4900*1850*2230	5580	≤80	/	/	/	/	/	/
FC500-M	600	116	4900*1850*2230	5600	≤80	/	/	/	/	/	/
FC600-M	700	139	5000*2100*2300	6750	≤80	/	/	/	/	/	/
FC655-M	780	152	5000*2100*2300	6880	≤80	/	/	/	/	/	/
/	/	/	/	/	/	BS644-M	optional	140	20FT	9000	≤80
/	/	/	/	/	/	BS775-M	optional	167	20FT	9400	≤80
/	/	/	/	/	/	BS910-M	optional	190	20FT	12100	≤80
/	/	/	/	/	/	BS1000-M	optional	210	20FT	12100	≤80
/	/	/	/	/	/	BS1125-M	optional	240	40HQ	15300	≤80
/	/	/	/	/	/	BS1250-M	optional	255	40HQ	15300	≤80
/	/	/	/	/	/	BS1500-M	optional	312	40HQ	15300	≤82
/	/	/	/	/	/	BS1640-M	optional	312	40HQ	16000	≤82
/	/	/	/	/	/	BS1800-M	optional	353	40HQ	25000	≤82
/	/	/	/	/	/	BS2050-M	optional	401	40HQ	25000	≤83
/	/	/	/	/	/	BS2200-M	optional	436	40HQ	26500	≤84
/	/	/	/	/	/	BS2250-M	optional	436	40HQ	26500	≤84
/	/	/	/	/	/	BS2500-M	optional	499	40HQ	28000	≤85
/	/	/	/	/	/	BX2750-M	optional	653	12192*3000*4352	29000	≤85
/	/	/	/	/	/	BX3000-M	optional	578	12192*3000*4352	29000	≤85

PRP: Prime Power; ESP: Standby Power; N/A: None; NA: Naturally aspirated; TC: Turbocharged; TCW: Water-cooled Turbocharged; TCA: Turbocharged and air-air aftercooled
A: BASE FUEL TANK CAPACITY LIT. B: FUEL CONS. 100% LOAD L/H

PARTS

Tide Control System Selection Guide

Single & Synchronised Generating Sets

Standard	EC2.0	EC3.0/4.0	EC5.0	EC6.0
	IN-NT-PLUS	IL4-AMF8	IG-NT MINT	IG-NT SPTM
	ComAP	ComAP	ComAP	ComAP
4 Cylinders or Smaller Generator	●	○	○	○
6 Cylinders or Bigger and non-electronic injection engine	○	○	○	○
6 Cylinders or Bigger and electronic injection engine	○	●	○	○
Remote Control RS232/485	—	○	●	●
Gen-Gen Synchronising	—	—	●	—
Gen-Mains Synchronising	—	—	—	●

● Standard Supply ○ Available as optional — Not available

EC 2.0

EC 3.0/4.0



EC 5.0/EC6.0

Tide Power Easycon		EC2.0	EC3.0/4.0	EC5.0	EC6.0
Model		IN-NT-PLUS	IL4-AMF8	IG-NT MINT	IG-NT SPTM
controller Brand		ComAP	ComAP	ComAP	ComAP
Alternator Parameters	Phase voltage	—	3	3	3
	wire waltage	1	3	3	3
	Current	Instrumentation	●	●	●
	Ferquency	●	●	●	●
	Active Power (KW)	—	●	●	●
	Inactive Power (Kva)	—	●	●	●
	Apparent Power (kVA)	1	●	●	●
	Power Factor	—	●	●	●
	Kw.H	—	●	●	●
Alternator Protection	Voltage underfawer	●	●	●	●
	Overcurrent pre alarm	—	●	●	●
	Overcurrent shutdawn	●	●	●	●
	Short Circuit Protect	MCCB/●	MCCB/●	MCCB/●	MCCB/●
	Frequency under/over	●	●	●	●
Engine Parameters	Alternator charger	●	●	●	●
	Oil Pressure	●	●	●	●
	Coolant Temp.	●	●	●	●
	Fuel Meter/Fuel Sensor	●/O	●/O	●/O	●/O
	RPM	●	●	●	●
	Battery Valtage	●	●	●	●
	Hours Run	●	●	●	●

Tide Power Easycon		EC2.0	EC3.0/4.0	EC5.0	EC6.0
Model		IN-NT-PLU	IL4-AMF8	IG-NT MINT	IG-NT SPTM
controller Brand		ComAP	ComAP	ComAP	ComAP
Engine Protection	Low Oil Pressure Pre-Alarm	—	●	●	●
	Low Oil Pressure Shutdown	●	●	●	●
	High vater Temp.Pre-Alarm	—	●	●	●
	High wiater Temp.Shutdown	●	●	●	●
	Over Speed Pre-Alarm	—	●	●	●
	Over Speed Shutdown	—	●	●	●
	Alternatar Charger	●	●	●	●
Functions	Remote Start	●	●	●	●
	AMF (Auto Main Failure)	●	●	—	●
	Programabie intput	●	●	●	●
	Programable Output	●	●	●	●
	Expand Module	—	○	○	○
	Communication Function	—	○	●/RS232/485	●/RS232/485
	communicatian Port	USB	USB	RS232/485	RS232/485
	CAN	●	●	●	●
	service Indicate	—	●	●	●
	Fault History	●	●	●	●
	Gen Gen Synchronising	—	—	●	—
	Gen-Mains Synchranising	—	—	—	●

● Standard Supply ○ Available as optional — Not available

Alternator

Tide Power Brushless Alternator
Tide Power 4kVA-2500kVA compact brushless alternator is manufactured and designed for typical generator applications, such as back up, standard production, cogeneration, rental, telecommunications etc. All our alternators are manufactured and marketed with ISO9001 & CE standard.

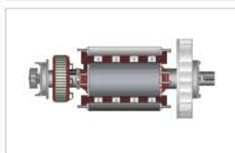

Quality Guarantee

Kits & Accessories

- Enhance performance.
- Maximize convenience.
- Simplify maintenance.

A wide range of spare parts & components supplying proves "Tide Power" intent to ensure our customers can maximise generator running time without interruption.